

HATE CRIMES ANNUAL REPORT 2018

Suffolk County Police Department

Copyright 2019 by the Suffolk County Police Department
30 Yaphank Avenue, Yaphank, New York 11980
Prepared by the Office of the Police Commissioner

SCPD HCU 2018

“Hate crimes do more than threaten the safety and welfare of all citizens. They inflict on victims incalculable physical and emotional damage and tear at the very fabric of free society.

Hate crimes can and do intimidate and disrupt entire communities and vitiate the civility that is essential to healthy democratic processes. In a democratic society, citizens cannot be required to approve of the beliefs and practices of others, but must never commit criminal acts on account of them.”

Legislative findings, NY PENAL LAW §485.00

The Suffolk County Police Department places a high priority on preventing, detecting, solving and prosecuting Hate Crimes. New York State’s Hate Crimes Law is codified in Article 485 of the Penal Law. The law does not create new crimes, but provides a mechanism to enhance existing penalties if the offender selects a victim because of that victim’s race, color, national origin, ancestry, gender, religion, religious practice, age, disability or sexual orientation.

Functions of the Hate Crimes Unit:

The Hate Crimes Unit (HCU) is responsible for the investigation of all hate incidents throughout Suffolk County police district. Incidents involving death or other special circumstances are also investigated by other units, such as Homicide, but the HCU retains responsibility for any hate elements within those investigations. In addition to these responsibilities, the HCU is also responsible for analyzing patterns and trends of hate incidents and crimes throughout the County. To aid in this analysis the HCU maintains a database that contains the following types of incidents:

- New York State Department of Criminal Justice Service (DCJS) Specified Hate Crimes: offenses enumerated in §485.05 of the Penal Law.
- Non-Specified Hate Incidents: offenses not included on the §485.05 list, but which appear to be based on a belief that the victim is a member of a protected class.
- Possible Hate Offenses: other offenses reviewed by HCU detectives to ensure proper classification.

Data collected from reviewing records such as the Communications Section log, Precinct Tour Reports, and the Incident Reporting System is entered into the HCU mapping database. Cases ultimately classified as neither Hate Crimes, nor Hate Incidents are mapped as “Other”. The mapped data is then analyzed to detect possible patterns and trends across types of incident, geographic locations, time-frame, and demographic characteristics of both the offenders and the victims.

A random audit of all Hate Crimes and Incidents is done on a quarterly basis by the Commanding Officer of the Major Case Section and is reviewed by the Commanding Officer of the Major Crimes Bureau. These cases are reviewed to ensure that performance standards are met in every case.¹

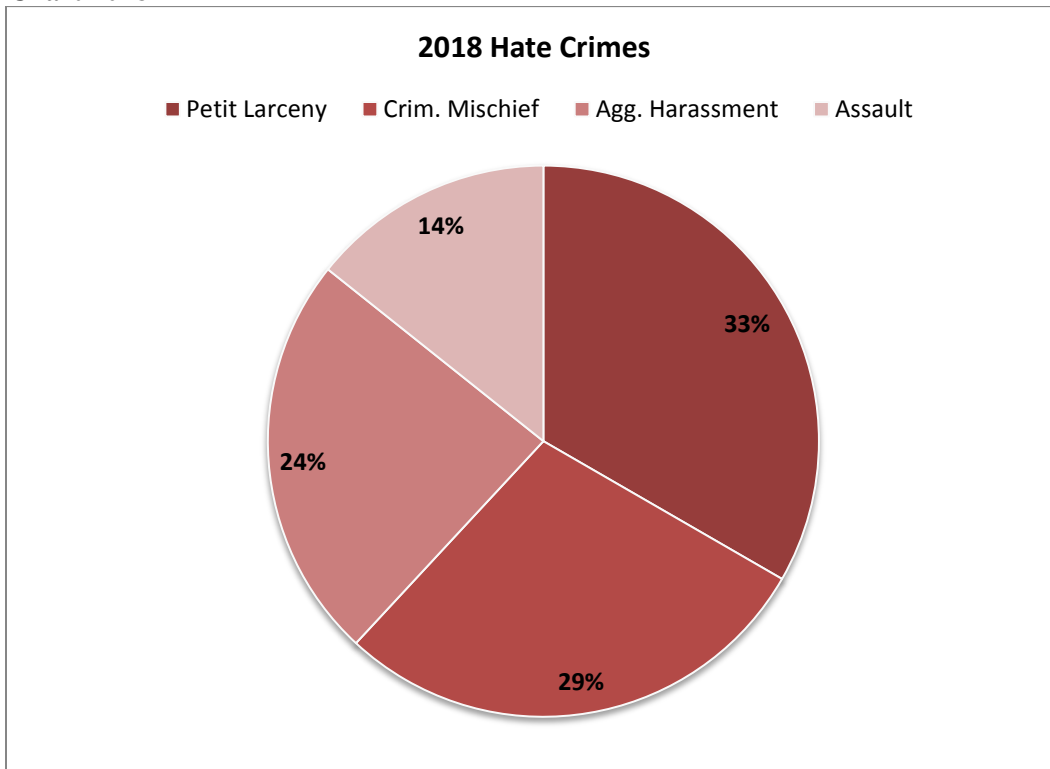
In addition to its investigative, analytic and quality control responsibilities, the HCU provides instruction to Department personnel and members of the community on Hate Crimes and Incidents. Its instructional efforts re-enforce the need to report all incidents that appear to contain a “hate element” so that evidence may be timely preserved, and witnesses identified. This also increases opportunities to provide victims with counseling and referral services.

2018 Case Data and Visualizations:

A total of 323 incidents were reviewed by the HCU in 2018. Seventy-three (73) of those were investigated as cases, and 21 were classified as DCJS Specified Hate Crimes.

The offenses classified as Hate Crimes were somewhat evenly distributed with Petit Larceny being the most common underlying offense and Assault the least. (Chart 2018-1)

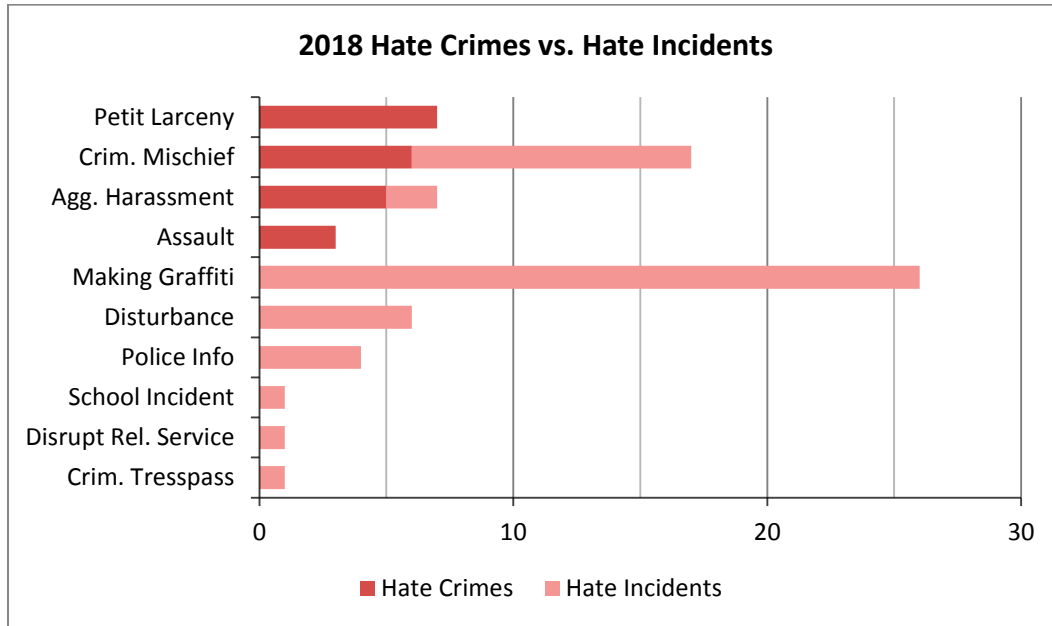
Chart 2018-1



¹ Rules and Procedures Chapter 24, §6 (VI)(D)

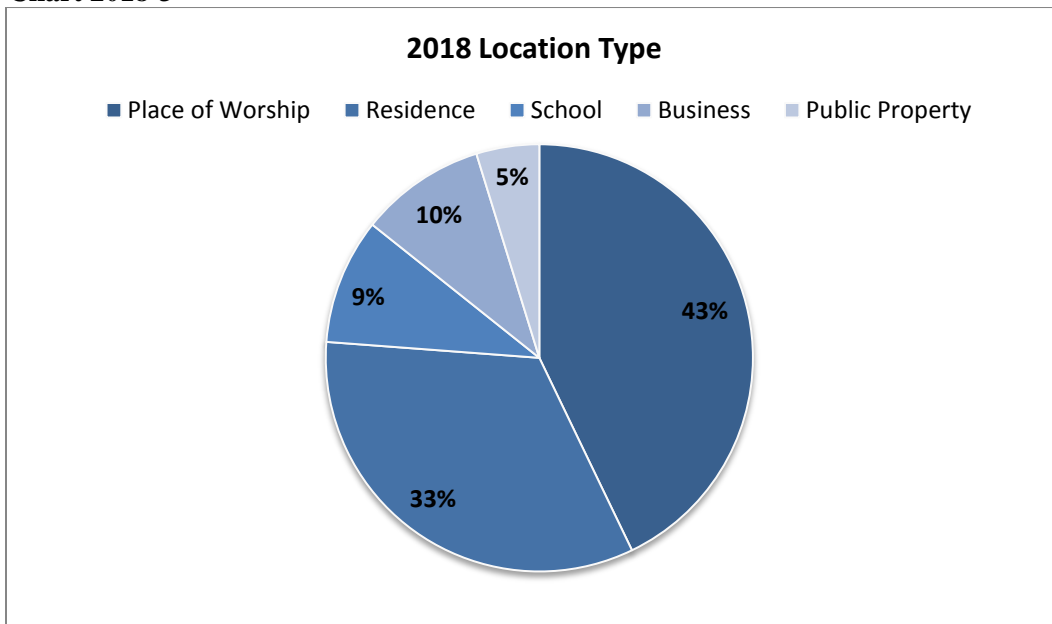
Hate Incidents had a much greater distribution across offenses, and included a large number of charges for Making Graffiti², an offense which does not appear in §485.05 as a designated Hate Crime. (Chart 2018-2)

Chart 2018-2



The two most common locations in which Hate Crimes were reported in 2018 were Places of Worship and Residences (Chart 2018-3). This is a significant departure from 2017 when Places of Worship only accounted for 11% of Hate Crime locations.

Chart 2018-3



² NEW YORK PENAL LAW §145.60

The most frequently targeted demographic for Hate Crimes in 2018 was Sexual Orientation. (Chart 2018-4) This is a marked departure from 2017 when Religion was most targeted.³ Considering Hate Incidents, however, Religion was still the most targeted demographic overall.

The Sexual Orientation category is an umbrella designation for hate directed at members of the LGBT community⁴. For example, a breakdown of the category reveals that in 2018 gay men were targeted twice, gay women once, and the LGBT community-at-large 6 times⁵ (Chart 2018-5).

Chart 2018-4

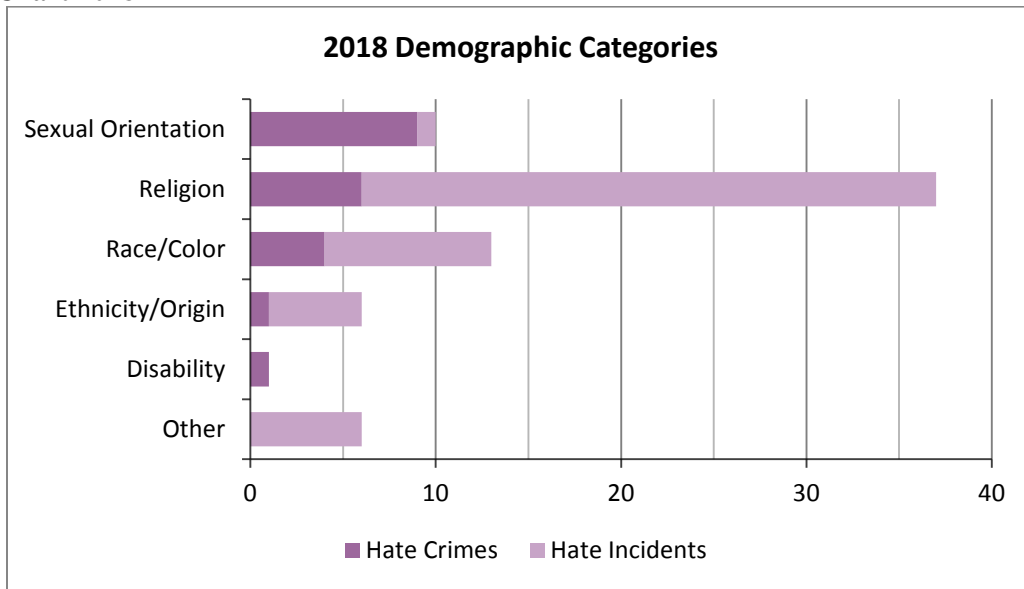
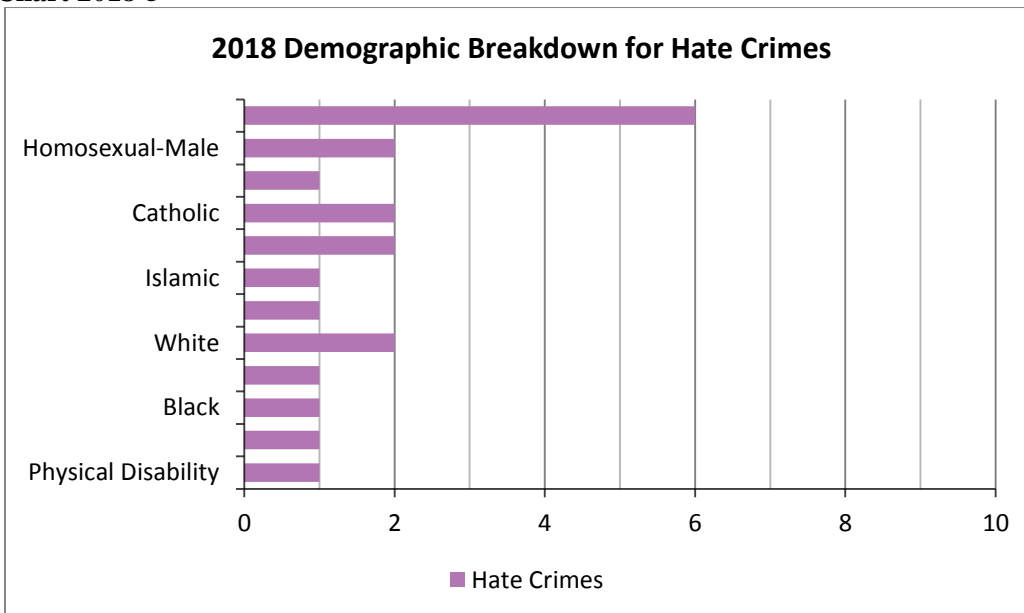


Chart 2018-5

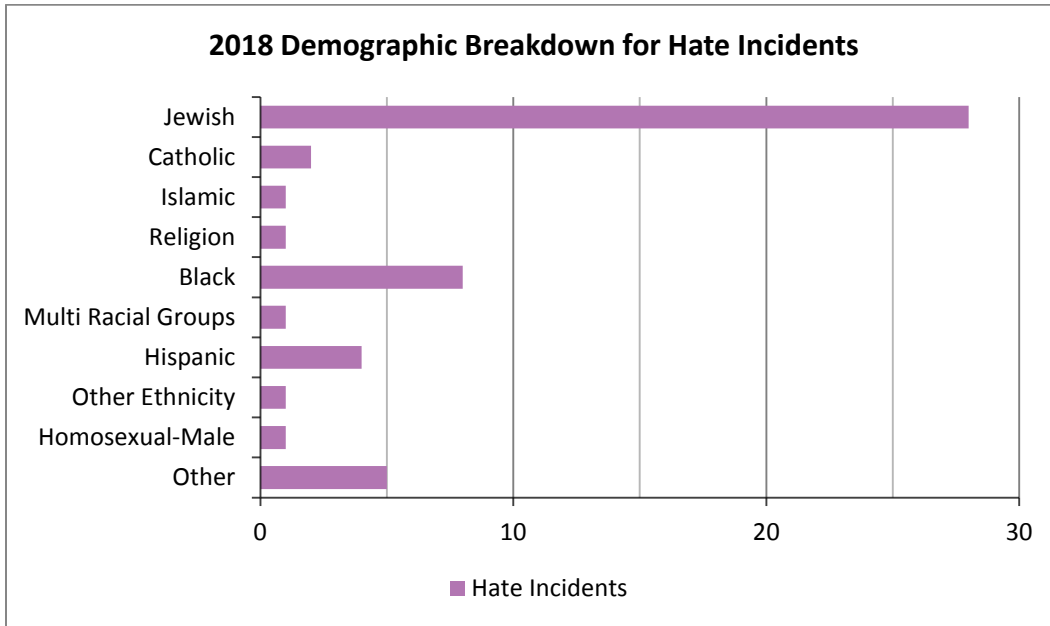


³ Religion was the targeted demographic in 73% of the cases in 2017.

⁴ Transgender and gender identity/expression are categorized under the "Gender" demographic

⁵ Many of the LGBT crimes involved theft and/or destruction of LGBT pride flags

Chart 2018-6



Individual victims were just as likely as Groups to be targeted for Designated Hate Crimes in 2018. However, when considering Hate Incidents, Group targets were far more common, driven by the large number of Making Graffiti offenses that targeted religious groups and organizations.

Chart 2018-7

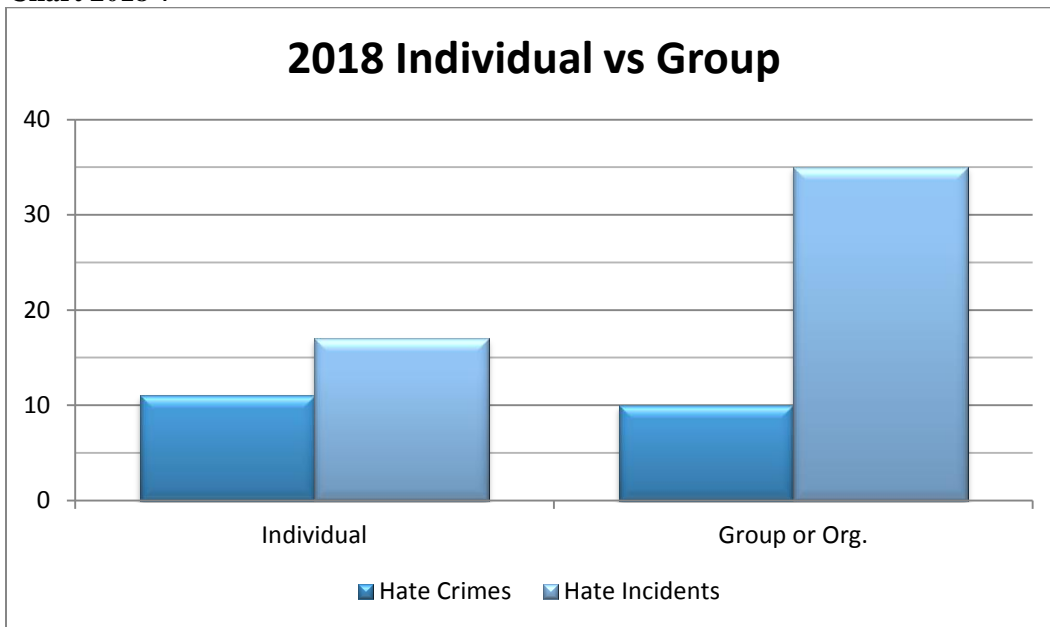
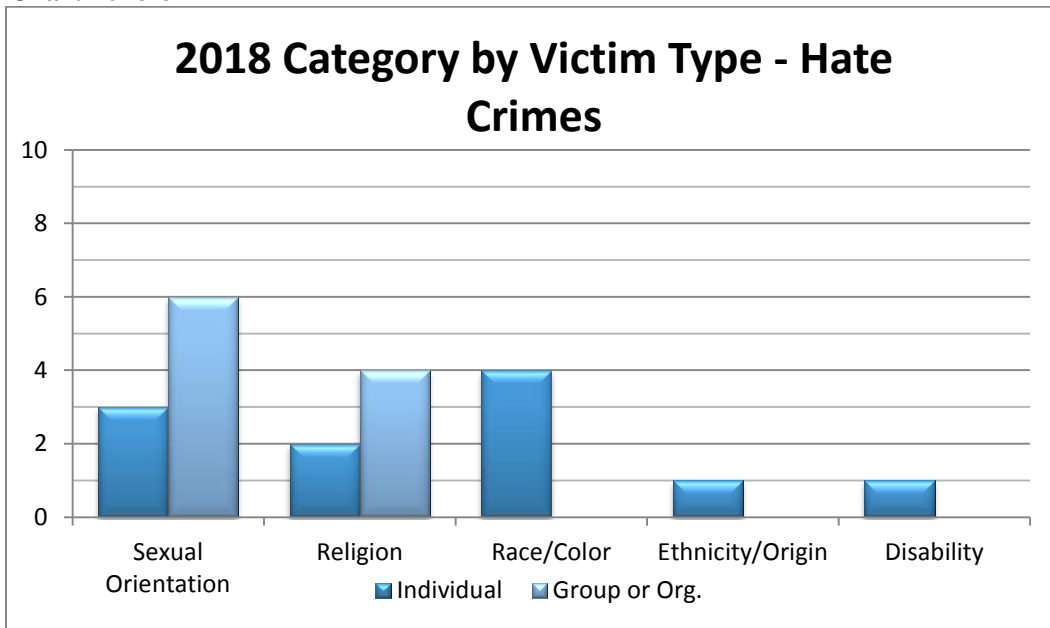


Chart 2018-8



The majority of Hate Crimes were committed against property rather than persons. (Chart 2018-9). Using the previous demographic breakdown, more anti-religion crimes were committed against property than against persons; however when considering race or gender identity, more crimes were committed against persons than property.

Chart 2018-9

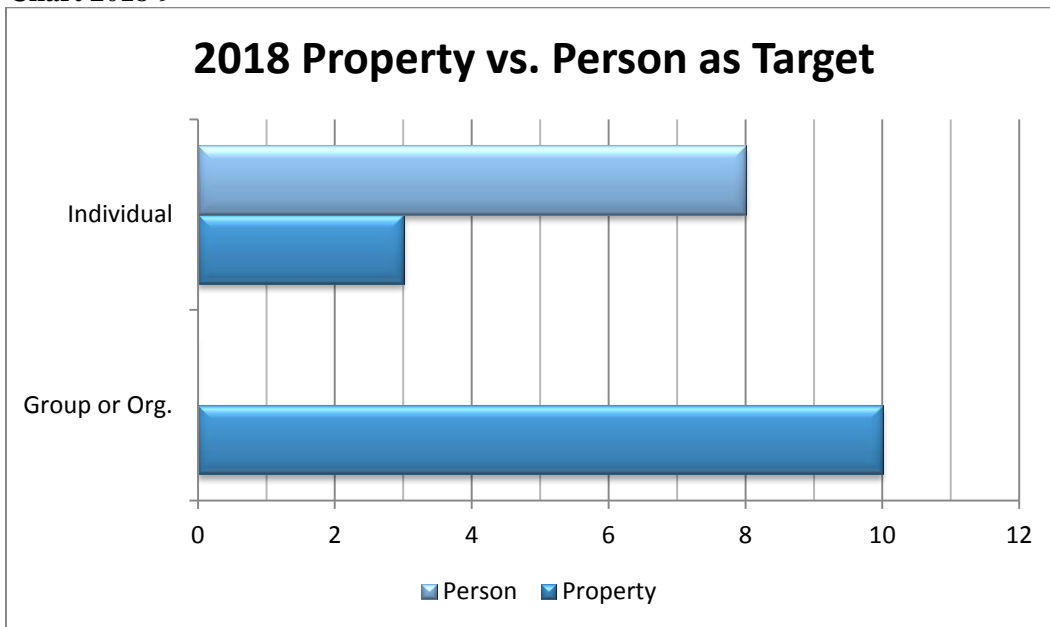
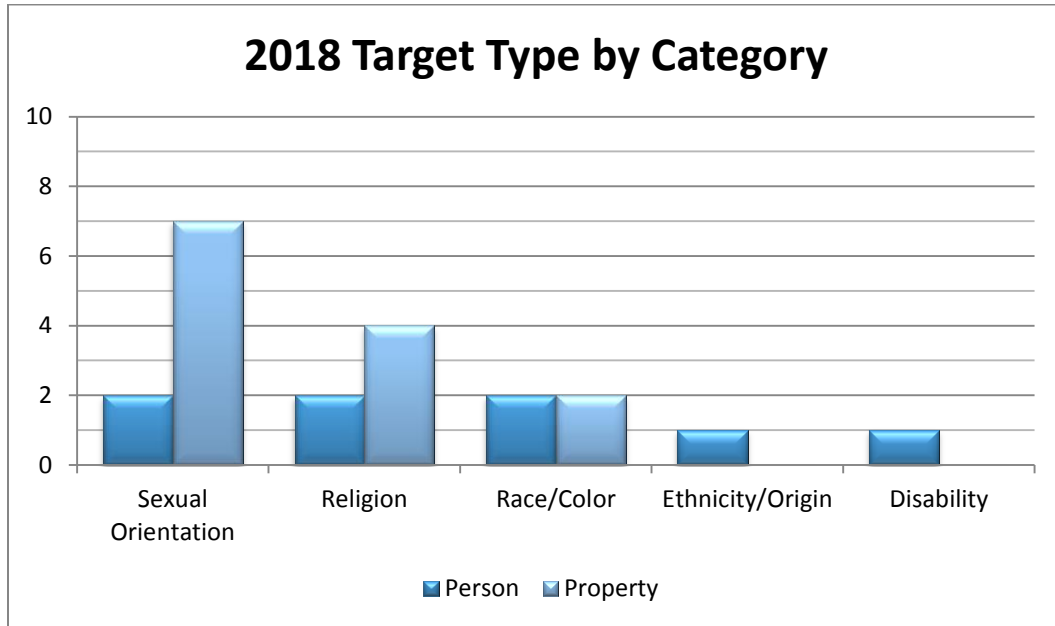


Chart 2018-10



Comparisons by Year

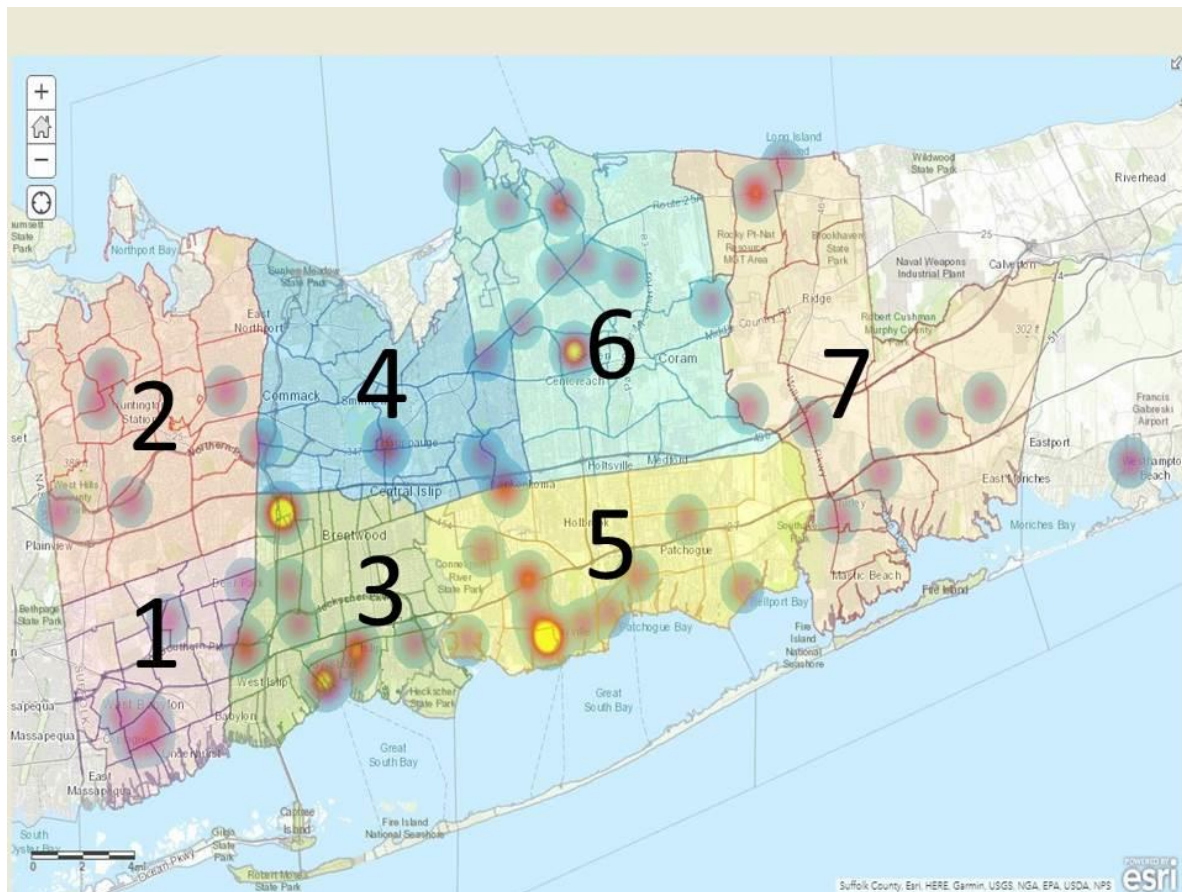
Table 2018-1

	Year				
	2014	2015	2016	2017	2018
Calls Considered	256	290	297	300	323
Total Cases	138	139	102	119	73
DCJS Designated	87	69	42	37	21
% Cases as DCJS	63.0%	49.6%	41.2%	31.1%	28.8%

Although the HCU has reviewed a progressively larger number of incidents each year since 2014, the number of those incidents that contained an element of hate has decreased by a greater ratio. The number of DCJS Designated Hate Offenses has dropped even more sharply over the same period.

Comparisons by Precinct

Mapping all Hate Incidents (“Total Cases”) and Hate Crimes (“DCJS Designated”) for 2018, reveals hot-spots in the Third, Fifth and Sixth Precincts.

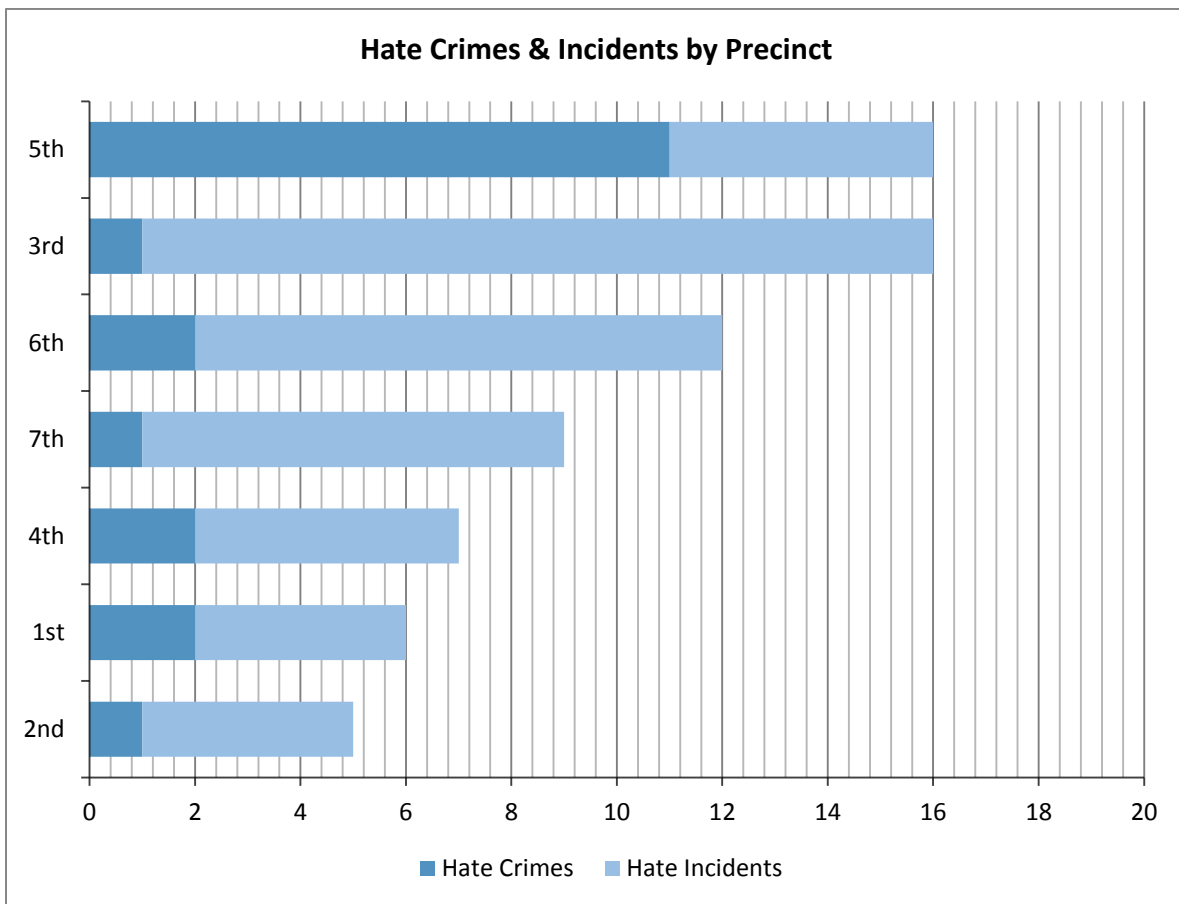


One hot spot in the Third Precinct centered on the Suffolk Community College campus where a total of 5 Hate Incidents occurred in 2018 involving Anti-Black and Anti-Jewish graffiti. Most of the graffiti involved swastikas and was drawn in public bathrooms.

Another Third Precinct hot spot centered in the Bay Shore area and involved Anti-Jewish and white supremacist graffiti that was painted on street signs.

The hot spot in the Fifth Precinct reflects 6 separate larcenies of LGBT-pride flags, all occurring at the same church in Sayville. A single individual was arrested and charged with all six crimes.

The Sixth Precinct hot spot involved graffiti in public bathrooms at Newfield High School. The graffiti was Anti-Black, Anti-Jewish, Anti-LGBTQ and white supremacist.



-END-